

Banco BOCOM BBM stems from two financial institutions with long histories in China and in Brazil. The convergent values of Bank of Communications and BBM are reflected in our ethics of valuing people and encouraging the pursuit of knowledge capable of generating intellectual and material development.

We offer financial services and lines of credit for companies established in Brazil and abroad. In managing the assets of individual clients, we apply personalized solutions aligned with best practices.

Through BOCOM BBM Asset Management, we offer investment funds and the advantage of our expertise in quantitative risk, macroeconomic research, and credit analysis and monitoring.

## Financial Highlights and Ratings

(BRL Millions)

	1Q23	1Q24	1Q25	1Q26
Total Assets	20,665	26,712	29,688	32,796
Liquid Assets	3,744	5,264	5,348	3,908
Total Expanded Credit Portfolio <sup>1</sup>	13,789	16,312	17,243	19,495
Overdue loans + 90 days <sup>2</sup>	0.32%	0.22%	0.36%	0.64%
Stage 3 / Credit Portfolio <sup>3</sup>	-	-	-	1.07%
PDD coverage ratio / Stage 3 <sup>3</sup>	-	-	-	83.81%
Total Funding	16,322	19,655	21,825	26,157
Shareholders' Equity	1,046	1,287	1,473	1,749
Core Tier I	1,213	1,447	1,640	1,909
Basel Ratio (Core Tier I)	14.50%	16.04%	15.74%	17.30%
Return on Average Equity (p.a.)	14.00%	22.79%	22.67%	28.97%
Return on Average Assets (p.a.)	0.70%	1.05%	1.02%	1.52%
Net Income	36	71	81	123
Net Income before Tax	83	133	152	195
Expanded NIM (Before Allowances for loan losses) <sup>4</sup> (p.a.)	3.87%	3.99%	3.17%	4.70%
Efficiency Ratio (ER)	48.40%	39.41%	42.45%	36.16%
Service Revenues	20	55	23	27
Revenues not linked to credit spread	49.66%	47.07%	49.05%	42.27%

Moody's

**AAA.br**  
Domestic

**Baa3**  
Global (Local Currency)

**Baa3**  
Global (Foreign Currency)

Fitch

**AAA(bra)**  
Domestic

**BBB-**  
Global (Local Currency)

**BB+**  
Global (Foreign Currency)

<sup>1</sup> Includes guarantees, letters of credit and credit risk bonds.

<sup>2</sup> Overdue and upcoming installments / Credit Portfolio

<sup>3</sup> Ratios are presented in accordance with CMN resolution n° 4,966/21.

<sup>4</sup> Gross Financial Income before Allowances for Loan Losses + Service Revenue + Result of Equity Equivalence.

## Our Business



### Credit

Credit lines, guarantees and foreign trade products for legal entities:

- **SME:** revenue starting at BRL 50 million with liquid collateral;
- **Corporate:** revenue starting at BRL 400 million;
- **Large Corporate:** revenue starting at BRL 3 billion;
- **China Corporate Desk:** credits for Chinese companies based in Brazil;
- **FI:** relationship with financial institutions.



### Sales & Trading

Pricing and trading of derivatives, foreign exchange transactions and other treasury products for clients.



### Capital Market

Structuring and distribution of securities operations and other fixed income products.



### Asset Management

Management of fixed income investment funds.



### Wealth Management Services

Banking services and distribution of financial products for Family Offices and High Income Individuals

## A solid and reliable bank

Banco BOCOM BBM was the **first financial institution in Latin America** to become a full member of CIPS (Cross-Border Interbank Payment System).

In 2023, the Bank of Communications (BoCom) **joined the G-SIBs list - Global Systemically Important Banks**, the only institution to be included in the list that year.

According to **The Banker**, BoCom was voted the **9th largest bank in the world** in terms of Tier 1 capital in 2025.

In September 2024, **Moody's upgraded Banco BOCOM BBM global rating to Baa3**, making it one of the four global investment grade banks in Brazil.

## Total Expanded Credit Portfolio

(BRL Millions)	4Q22	4Q23	4Q24	4Q25
Corporate	8,860	9,453	11,018	10,145
Large Corporate	2,496	2,207	2,731	5,022
FI	172	1,878	918	1,736
SME	939	873	903	1,209
China Desk	1,239	1,829	1,630	1,351
Others	83	72	43	32
<b>Total</b>	<b>13,789</b>	<b>16,312</b>	<b>17,243</b>	<b>19,495</b>

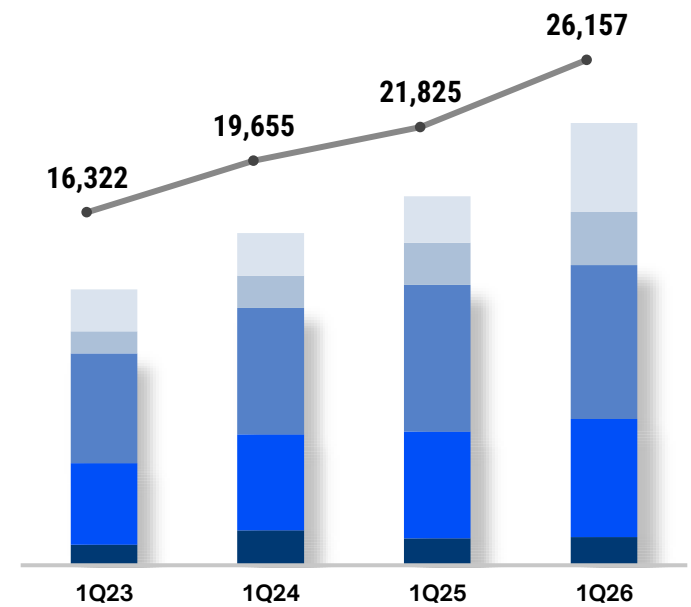
## Breakdown by Sector

Grains	21%
Agricultural (Others)	11%
Sugar and Ethanol	10%
Utilities (energy)	7%
Oil & Gas	7%
Banks	5%
Slaughterhouse	3%
Foods - Sundry	3%
Agricultural supplies	3%
Automotive Industry	2%
Retail	2%
Others	26%

The total value of the exposure to agribusiness (sugar and ethanol, grains and agricultural) accounted for 42% of the loan portfolio.

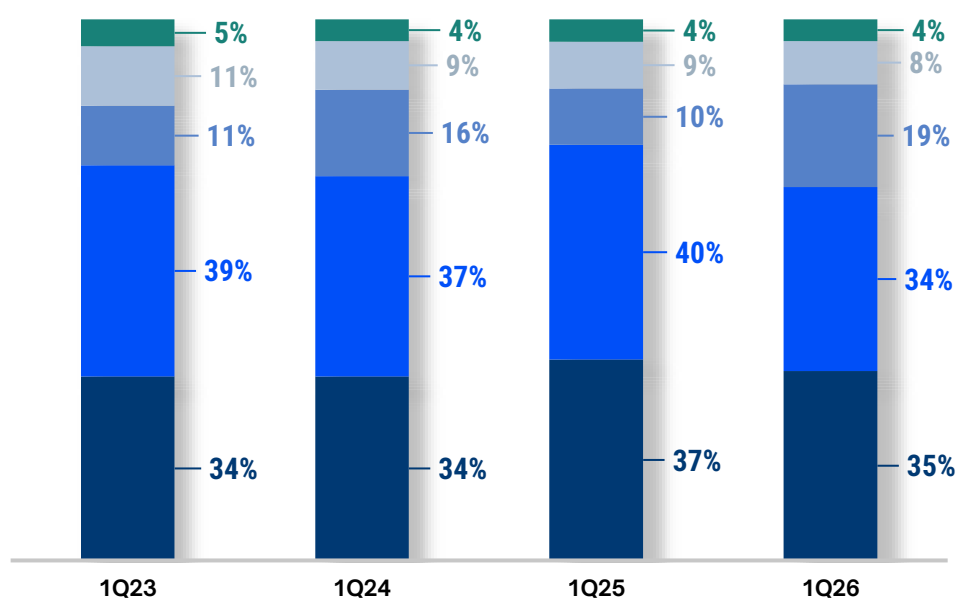
## Funding by Type of Investor

Funding Sources (BRL Million)	1Q23	1Q24	1Q25	1Q26
Institutional Onshore	2,478	2,518	2,736	5,253
Institutional Offshore	1,312	1,913	2,502	3,154
Individuals	6,485	7,487	8,675	9,098
Bank of Communications	4,826	5,677	6,313	6,980
Corporate	1,221	2,060	1,599	1,672
<b>Total</b>	<b>16,322</b>	<b>19,655</b>	<b>21,825</b>	<b>26,157</b>

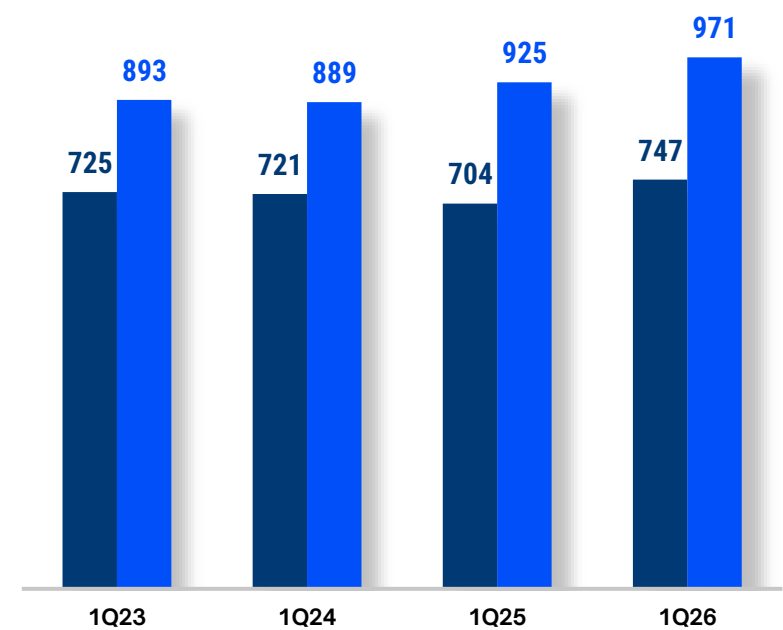


## Funding and Asset Liability Management

### Funding Sources by Product



### Maturity Profile (days)<sup>1</sup>

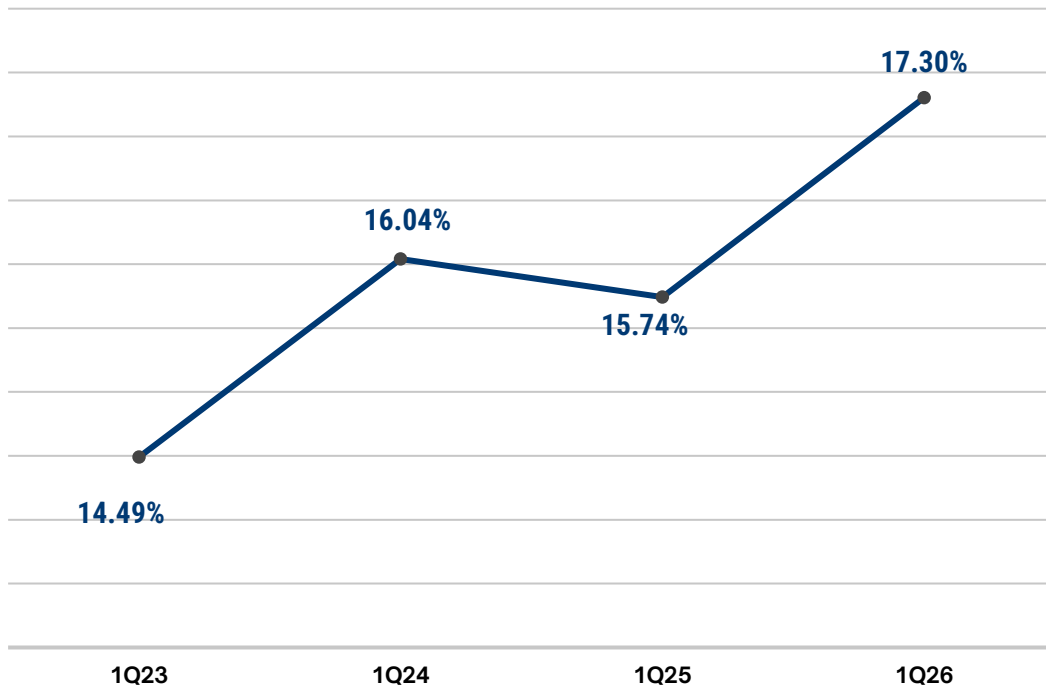


■ Subordinated Debt  
■ Banknotes  
■ Local Deposit and Others  
■ Funds in Foreign Currency  
■ Agribusiness & Real Estate Credit Bills

■ Loans and Guarantees Issued Portfolio  
■ Funding<sup>2</sup>

<sup>1</sup> Average term of issuance (calendar days).  
<sup>2</sup> Not considering demand deposits.

### Basel Ratio

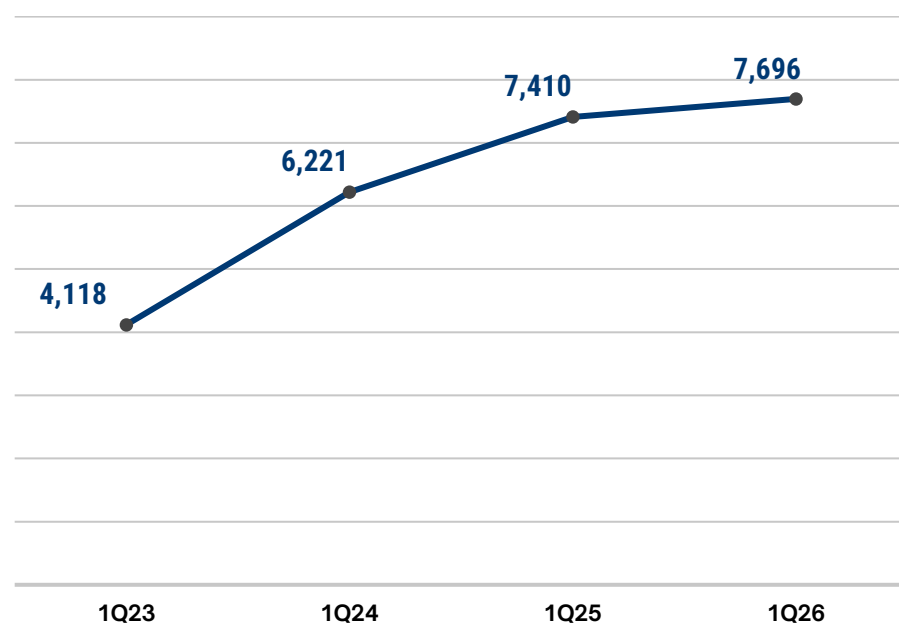


Tier 1, Tier 2 and Total Capital (BRL Million)	4Q22	4Q23	4Q24	4Q25
Core Tier 1	1,008	1,243	1,436	1,704
Supplementary Capital <sup>1</sup>	205	204	204	205
Tier 1	1,213	1,447	1,640	1,909
Tier 2 <sup>2</sup>	530	611	696	819
Total Capital	1,743	2,058	2,337	2,728
% RWACpad	89.19%	84.09%	86.20%	87.35%
% RWAMpad	0.99%	5.14%	5.70%	3.80%
% RWAOpad	9.81%	10.76%	8.10%	8.85%
Basel Ratio	14.49%	16.04%	15.74%	17.30%

1 Refers to Subordinated Debt with a perpetual term issued in January 2019.  
2 Refers to 10-year Subordinated Debt issued in February 2022 and November 2022.

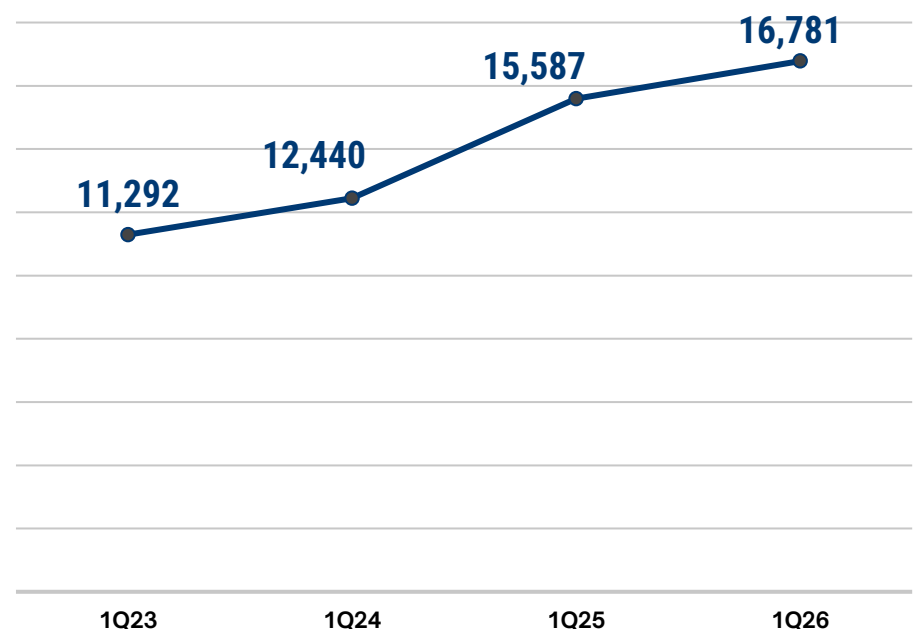
### Sales & Trading

Derivative Volume with Clients (BRL Millions)



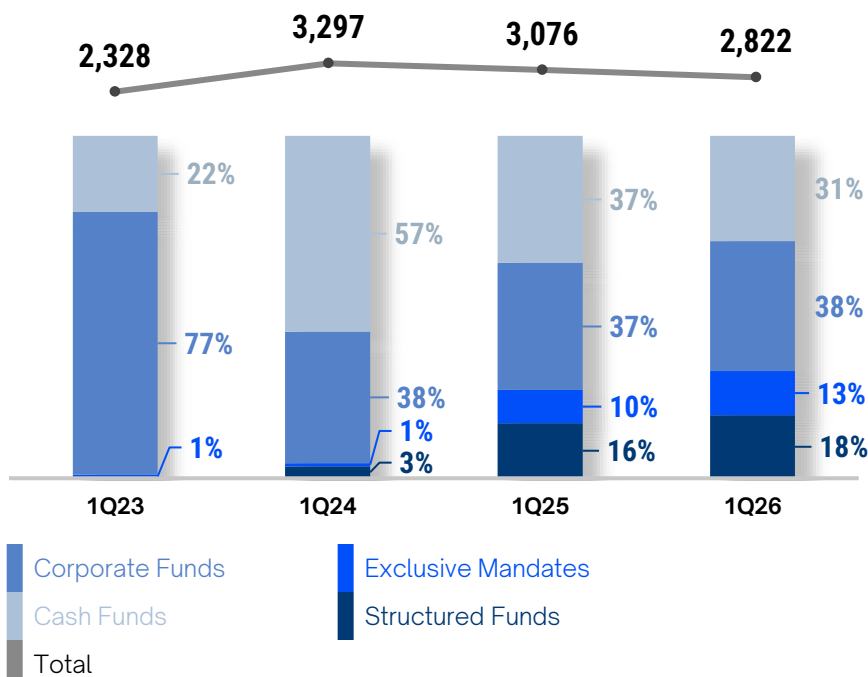
### Capital Market

DCM Accumulated Coordinated Volume (BRL Million)



### Asset Management

Total AUM (BRL Millions)



#### Robust Credit Analysis and Monitoring

Analysis of credit risk by dedicated teams for each different sector. Monitoring until the end of the operation, with deep expertise and agility in execution of guarantees.

#### Experience in Management

Experience in Treasury, ALM, Asset Selection, Liquidity Risk and Market Risk.

#### Research

Excellence in the development of macroeconomic and quantitative research, with the creation of proprietary methodologies and models.